

WHT914LSIN



Produktkategorie
Komm. Breite
Komm. Tiefe
Installation
Beladungstyp

Waschmaschine
 60 cm
 XXL VolumePlus
 Freistehend
 Frontlader



Programme / Funktionen

Bedienungsart
Programmgrafik
Multilinguales Sprachen-Clip System
Schriftzüge/Sprachen-Clip
Anzahl der Waschprogramme
Programme

Elektronisch
 Schriftzug (EN)
 Ja
 DE/ FR/ NL/ PT/ SE/ DA/ Nein/ FI/ PL/ UA
 16



Baumwolle



Baumwolle ECO



Abpumpen/Schleudern



Sport



Mix



Hemden/Business



Anti Allergie



Dunkles



Daunen



Handwäsche



Kurz 14 min.



Gardinen



Synthetik



Auffrischen



Woolmark (Apparel Care)



Pflegeleicht

Variable Temperaturregelung

Kaltwäsche, 20°C, 30°C, 40°C, 50°C, 60°C, 70°C, 80°C, 90°C

Sonderprogramme



Wolle - Woolmark (Apparel Care)



Handwäsche



Kurz 14 min.



Gardinen



Steppdecke

Wollprogramm "The Woolmark Company"
Wollprogramm Code "The Woolmark Company"
Displayanzeige

Ja, Woolmark (Apparel Care)
M13985

Restzeitanzeige, Zeitvorwahl, Programmstatus,
Schleuderausleistung, Waschtemperatur

Display-Typ



Sonderfunktionen



Zeitvorwahl



Vorwäsche



Extraspülen



Schleuderausschluss



Spülstop



Bügelleicht



Dampf



Kaltwäsche

Anzeige Programmstatus
Anzeige Programmende

Über Display
Über Display

Technische Eigenschaften



Motortyp Bürstenlos/Inverter
Elektronische Unwuchtkontrolle Ja
Programmwahl über Bedienknebel Ja
Variable Schleuderdrehzahl über Display/Led Schleuderausschluss/ 400/
600/ 800/ 1000/ 1200/
1400/ Spülstop
Temperaturregelung über Display Ja
Einspülkammer: Kunststoff (PP) Ja
Trommelmaterial Edelstahl
Trommelvolumen 64 l
Einsatz für Flüssigwaschmittel Ja

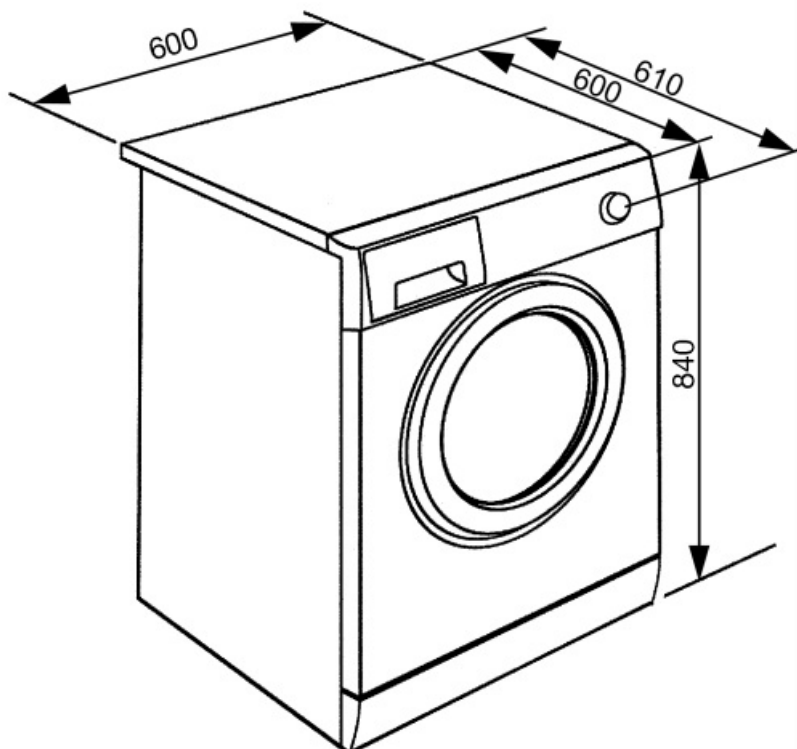
Beladungsöffnung Ø 34 cm
Türöffnungswinkel 170°
Mengenautomatik Ja
Schaumkennung Ja
Unwuchtkontrolle Automatisch
Flusensieb/Fremdkörperfalle herausnehmbar Ja
Kindersicherung Ja
Typ Stop-Aqua Wasserschutzsystem Sicherheitsschlauch

Leistung / Energielabel



Nennkapazität 9 kg
Max. Schleuderdrehzahl 1400 giri/min

Energieeffizienzklasse auf einer Skala von A+++ (höchste Effizienz) bis D (geringste Effizienz)	A+++	Programmdauer des Standardprogramms "Baumwolle" 60 °C bei vollständiger Befüllung	224 min
Effizienzklasse Waschvorgang	A	Energieverbrauch des Standardprogramms "Baumwolle" 60°C bei Teilbefüllung	0,9 kWh
Schleudereffizienzklasse A (höchste Effizienz) bis G (geringste Effizienz)	B	Programmdauer des Standardprogramms "Baumwolle" 60 °C bei Teilbefüllung	190 min
Energieeffizienzklasse	A+++B	Energieverbrauch des Standardprogramms "Baumwolle" 40°C bei Teilbefüllung	0,84 kWh
Luftschallemissionen (Waschen)	53 dB(A) re 1pW	Programmdauer des Standardprogramms "Baumwolle" 40 °C bei Teilbefüllung	190 min
Luftschallemissionen (Schleudern)	76 dB(A) re 1pW	Jährlicher Energieverbrauch (AEc)	214 kWh
Standardprogramme Baumwolle 60°C und Baumwolle 40°C	Baumwolle 60° und Baumwolle 40°	Gewichteter jährlicher Wasserverbrauch (AWc)	10560 l
Energieverbrauch des Standardprogramms "Baumwolle" 60 °C bei vollständiger Befüllung	1,06 kWh	Gewichtete Leistungsaufnahme im unausgeschalteten Zustand (PI)	0,64 W
		Gewichtete Leistungsaufnahme im Aus-Zustand (P0)	0,44 W





















Not included accessories


















KITPLV2

Kit extension for dishwasher and washing machine: lenght mt. 2



Symbols glossary (TT)

- | | |
|--|---|
|  <p>A+++: Appliances with this symbol can reduce energy consumption by a further 30% from the standard A energy rating.</p> |  <p>Acquastop: Some Smeg dishwashers are equipped with a simple Acquastop: float sensor in the bottom which is necessary to prevent an accidental leakage of water inside the appliance.</p> |
|  <p>Easy Iron: this is an option which can be selected to ensure the finished laundry is left with less creases to make ironing easier.</p> |  <p>Variable load: In all models of washing machines is present the system of variable load, according to which the machine automatically diversifies the wash cycle and the time of operation depending on the quantity and type of laundry introduced, allowing a significant saving of water and energy power, up to 30% compared to the versions with fixed load.</p> |
|  <p>Automatic Load Balancing: provides an ideal distribution of laundry in the drum. In case if the imbalance is detected, the rotation speed starts being controlled in such way to evenly redistribute laundry in the drum, and thus reduce vibration.</p> |  <p>Child lock: some models are fitted with a device to lock the programme/cycle so it cannot be accidentally changed.</p> |
|  <p>Cold wash</p> |  <p>Delay timer: can be set to run the programme at a convenient time or to take advantage of off-peak energy periods.</p> |
|  <p>LCD display: to optimize performance and simplify the use of the appliance.</p> |  <p>34 cm: Large loading hatch of 34 cm in diameter, makes laundry loading and unloading easier and faster with maximum ease of use.</p> |
|  <p>This option advises when the periodic cleaning of the filters is needed, in order to avoid forgetfulness and thus guarantee the perfect functioning of the dryer over time. The convenient position of the filters makes maintenance fast and extremely simple.</p> |  <p>Inverter technology: The evolution of Smeg's driers towards more intelligent and environmentally sustainable models has led to the choice of using Inverter technology with heat pumps, which reduces significantly energy consumption.</p> |
|  <p>No spin option: this option allows to exclude the last spin phase, draining the water from the tank</p> |  <p>Prewash: program designed for heavily soiled garments.</p> |
|  <p>Antiallergic: Antiallergic program with particular attention to the total removal of residual detergent.</p> |  <p>Cotton: For soiled fabrics in cotton</p> |
|  <p>Use to wash your normally soiled, durable cotton and linen laundry. Although it washes longer than all other programmes, it provides high energy and water savings. Actual water temperature may be different from the stated wash temperature. When you load the machine with less laundry (e.g. ½ capacity or less), programme time may automatically get shorter. In this case, energy and water consumption will decrease more, providing a more economic wash. This programme is available in the models with the remaining time indicator.</p> |  <p>Curtains: Program for washing the curtains.</p> |

- | | |
|---|---|
|  <p>Dark wash: Washing programme to wash your dark colored laundry or colored laundry that you do not want them get faded. Washing is performed with little mechanic action and at low temperatures. It is recommended to use liquid detergent or woolen shampoo for dark coloured laundry.</p> |  <p>Delicate: Clothing such as underwear, hosiery and luxury fabrics should be dried on the delicate cycle to help extend the life of the clothing.</p> |
|  <p>To drain the water in the machine.</p> |  <p>Extra Rinse: Extra Rinse: adds an extra rinse cycle to that already provided in the program chosen, to remove any residual detergent. This function is particularly suitable for those with allergies or skin problems.</p> |
|  <p>Hand wash: this specific programme for delicate fabrics uses slower rotations of the drum to ensure the utmost care for clothing.</p> |  <p>Mixed fabrics: this cycle is designed for lightly soiled laundry in a mix of cottons and synthetics, or can be used just to refresh stored items.</p> |
|  <p>Super fast 14 min.: a programme designed to wash small amounts of laundry fast, ideal for washing lightly soiled garments.</p> |  <p>Duvet: gentle cycle specific for duvet.</p> |
|  <p>Refresh: an ideal program to refresh the garments that have been kept for a long time indoors and eliminate unpleasant odors, without having to wash.</p> |  <p>Terminato il lavaggio il ciclo si blocca con l'acqua in vasca</p> |
|  <p>Shirts: a cycle to wash shirts in a short time with the utmost care, using a delicate spin for easy ironing.</p> |  <p>Gym: Gym, a cycle designed for washing lightly soiled garments, ie sports wear, this is a fast wash which is also kind to fabrics.</p> |
|  <p>Synthetics: to wash your synthetic clothes (shirts, blouses, synthetic/cotton blends, etc.). It washes with a gentle action and has a shorter washing cycle compared to the Cottons programme. For curtains and tulle, use the Synthetic 40°C programme with prewash and anti-creasing functions selected. As their meshed texture causes excessive foaming, wash the veils/tulle by putting little amount of detergent into the main wash compartment. Do not put detergent in the prewash compartment.</p> |  <p>Woolmark Apparel Care: For Washing Machines: The wool wash cycle of this machine has been approved by The Woolmark Company for the washing of machine washable wool products provided that the products are washed according to the instructions on the garment label and those issued by the manufacturer of this washing machine. Per Dryers: The wool drying cycle of this machine has been approved by The Woolmark Company for the drying of machine washable wool products provided that the products are washed and dried according to the instructions on the garment label and those issued by the manufacturer of this machine.</p> |
|  <p>Steam Option: the steam is perfect for smoothing out creases, refreshing fabrics, neutralizing odors and releasing dirt, destroying allergens more quickly than by washing the item in water.</p> |  <p>Volumeplus: Smeg offers models with load up to 8 kg, while maintaining the best washing results, and providing low energy consumption.</p> |
|  <p>Drum has maximum capacity of 9kg of dry laundry.</p> | |